

Preschool
Orientation
June 2, 2026

Dr. George J. Rafferty
Superintendent of Schools

Mount Laurel Preschool Program Leadership

James B. DeSimone,
Director of Early Childhood Education





Program Locations

- Adath Emanu-El Early Childhood Center
- Bright Beginnings -Church
- Bright Beginnings -Rt. 38
- Fleetwood Elementary School
- Just Children - Greentree
- Larchmont Elementary School
- LightBridge Academy
- Little Darlings
- Parkway Elementary School
- YMCA - Briggs
- YMCA - Commerce



Title 6A, Chapter 13A:

**Elements of High-Quality Preschool
Programs**

<https://www.nj.gov/education/earlychildhood/preschool/docs/highqualitypreschool6A13A.pdf>



Objectives for full-day preschool

Standards-Based Curriculum

- Meaningful teacher-student interactions
- Small-group and individualized instruction
- Learning through guided play
- Learning centers
- Gross motor play-outdoors weather permitting

Universal Design for Learning/Inclusion

Performance-Based Assessment

Developmentally Appropriate Practices





Early Childhood Department Staff

- Early Childhood Instructional Coaches
- Social Worker/Community & Parent Involvement Specialist
- Preschool Nurses
- Preschool Child Study Team Case Managers
- Special Education Teachers
- Speech Language Pathologists
- Fiscal Specialist
- Administrative Assistant
- Director of Early Childhood




School Staff

- Building Principal
- School Nurse
- Certified Preschool Teacher
- Classroom Aide
- Special Education Services
- Social Worker

Provider Staff

- Center Director
- Preschool Nurse
- Certified Preschool Teacher
- Classroom Aide
- Special Education Services
- Family Worker




What is the structure of our preschool classrooms?

- 1 certified teacher (with a Bachelor's Degree or higher)
- 1 Classroom Aide
- Up to 15 children
- Mixed-ages (3- and 4-year-old children)
- Inclusive (languages, cultures & abilities)

The background is a light beige color with various decorative elements: white stars, white clouds with diagonal hatching, and a string of colorful pennants (red, yellow, green) hanging across the top. A dashed line with small stars follows a path from the top left towards the center. A white-bordered box on the left contains the title text.

Social Worker/ Community Parent Involvement Specialist

- Connect with families and determine needs
- Advocate for families and obtain appropriate resources and community services
- Coordinate family and community involvement through planned activities, workshops, and shared resources
- Work with community agencies and partners
- Facilitate the Early Childhood Advisory Council



Family Worker

- Provider-site support
- Provide family support through check-ins, meetings, and visits
- Monitors student attendance
- Coordinate with district to meet the needs of families
- Coordinate family involvement and social service activities



Preschool Attendance

Why attendance is important?

- Learning experiences in preschool can help your child explore, examine, and learn about the world around them.
- Every day your preschooler stays home or is tardy, your child misses out on key building blocks for learning.

What is chronic absenteeism?

- Chronic absenteeism is when children miss 10% or more of the school year.
- Missing 2 or more days of school a month can add up to missing 10% of the school year.

What are the effects of chronic absenteeism?

- Research suggests it is harder for children to develop a strong base for learning.
- Missing school in the early years can lead to future struggles with school readiness, school suspensions, and being held back in later grades.

Forming habits for attendance success:

- Establish a regular bedtime and morning routine.
- Prepare clothes, backpacks, and school supplies the night before.

Preschool Nurse

- Conduct Annual Health Screenings:
 - Vision, Hearing, Dental, Height, Weight, Blood Pressure
- Provide Health Education to students, and staff
- Maintain Student Health Records
- Coordinate Medication Administration and Health Plans

The background is a light beige color with various decorative elements: white stars, white clouds with diagonal hatching, and a string of colorful pennants (red, yellow, green) hanging across the top. A string of colorful stars (yellow, green, red) is on the left. A white border surrounds the main content area.

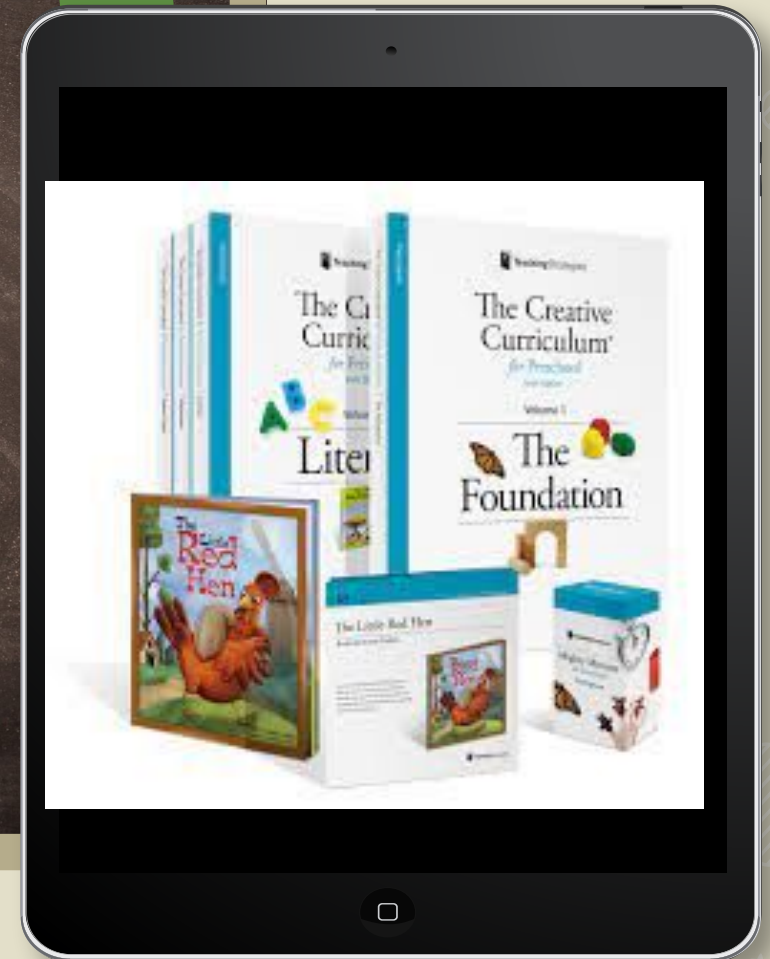
Early Childhood Instructional Coach

Regularly visit classrooms to coach staff to support high-quality teaching practices:

- Ensure implementation of curriculum and assessment
- Supporting social-emotional development and learning
- Addressing the academic needs of children

The Creative Curriculum for Preschool

- Responsive Teacher-Child Interactions
- Social-Emotional Competence
- Child-Directed Play
- Intentionally-Designed Classroom Environment





Preschool Schedule

MORNING

- Morning Meeting
- Free-Choice Interest Areas
- Small Group Instruction
- Read Aloud
- Gross Motor (outdoors, weather-permitting)

AFTERNOON

- Lunch & Snack
- Nap/Rest Time
- Free-Choice Interest Areas
- Gross Motor (outdoors, weather-permitting)
- End of Day Reflection/Roundup

Interest Areas & Choice Time

Dramatic Play



Blocks



Art



Discovery



Library



Toys & Games





Teaching Strategies App



Ready Rosie



ParentSquare

ParentSquare

How to Help You and Label Emotions

You can help your child expand her emotional her words for different feelings. Once she knows words you can help her to label her own feelings. For example, do you remember a time meltdown at the grocery store or other public soothing your child by telling her to "calm down unsure of what to do next when she continues you can better help your child understand and she is feeling by saying, "You look sad and dis i feel that way too. I wonder what we can do to your child about her emotions can be a fun and and prevent challenging behavior from occurring

Try This at Home

- Simply state how your child is feeling. "You look really excited! I see your eyes are big and your mouth is open."
- State how others are feeling. "Wow, that little boy is really mad. I see he is crying and making fists with his hands. I wonder why?"

BackPack Series



Family Guest Visits



Celebrations of Learning

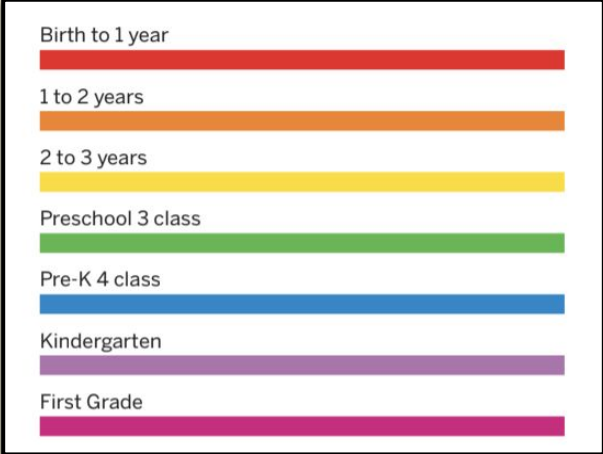
Partnering with Families



Assessment: Teaching Strategies Gold

- Social Emotional Development
- Physical Development
- Cognitive Development
- Language Development
- Literacy
- Mathematics
- Science, Social Studies, Technology and The Arts
- English Language Acquisition

	Not Yet	1	2	3	4	5	6	7	8
Shows interest in books		<ul style="list-style-type: none"> Gazes at the pages of a book Brings book to adult to read 							
Orients book correctly; turns pages from the front of the book to the back; recognizes familiar books by their covers				<ul style="list-style-type: none"> Hands teacher book and says, "Let's read <i>Corduroy!</i>" 					
Knows some features of a book (e.g., title, author, illustrator, front and back covers); connects specific books to authors						<ul style="list-style-type: none"> Says, "I want to read this Dr. Seuss book today." Says, "Eric Carle wrote this book. He is the author." Selects a book in the library and talks to the librarian about the front and back cover; points out the title page when prompted 			
Uses various types of books for their intended purposes								<ul style="list-style-type: none"> Selects a nonfiction book about insects to identify the butterfly seen on the playground 	



Teaching Strategies Gold



Report Cards

First
Trimester
(December)

Second
Trimester
(March)

Third
Trimester
(June)

Developmental Screening

- Early Childhood Screening Inventory-3 (ESI-3)
- Initial screening (October)
- Follow-Up Rescreening (December/January)
- Screening for potential need of developmental supports

The logo for the Early Screening Inventory, Third Edition (ESi3). The letters 'E', 'S', and 'i' are in blue, purple, and green respectively, while the '3' is red. To the right of the letters, the text 'Early Screening Inventory' is stacked above 'THIRD EDITION' in a smaller, black, sans-serif font.

ESi3 Early Screening Inventory
THIRD EDITION

What is the Pyramid Model?

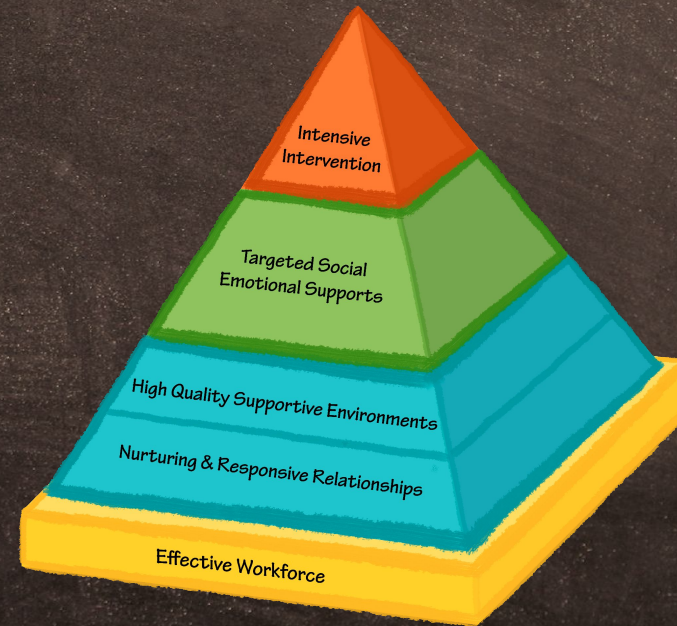
A research-based social and emotional framework that helps teachers and families support children's development of:

- Social skills
- Understanding of emotions
- Friendships
- Self-regulation
- Problem-solving
- Positive behavior

How is Pyramid Model Implemented?

The Pyramid Model is a Multi-Tiered System of Support for the healthy social and emotional development of all children. At the foundation of the Pyramid is the development of nurturing relationships and high quality supportive environments, with all children benefiting from:

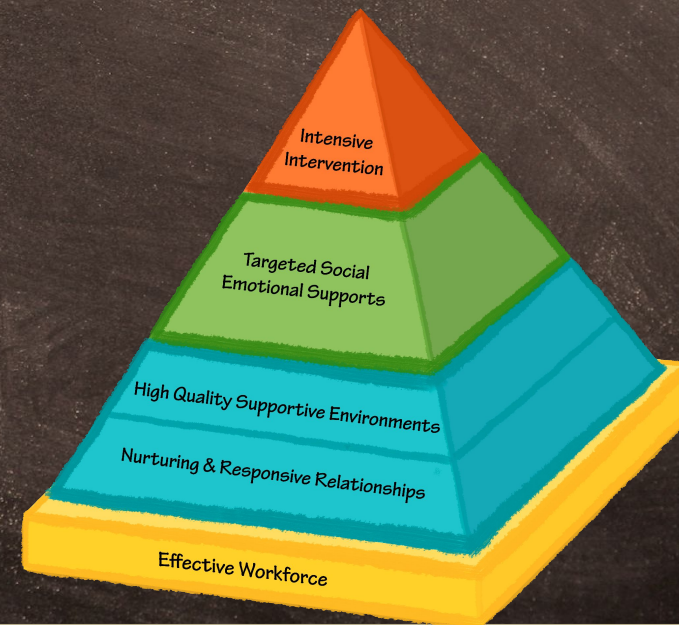
- Warm, caring relationships
- Predictable routines
- Visual schedules and supports
- Safe and engaging classrooms
- Positive encouragement



How is Pyramid Model Implemented?

Some children will need targeted social emotional supports and an even smaller number will need intensive intervention. Many children are successful within the classroom environment without needing higher levels of intervention found in tiers 2 and 3. If needed, these supports may look like:

- Peer-mediated skills
- Peer-buddying
- Targeted small group instruction
- Behavior support plans





Preschool Intervention and Referral

What is Preschool Intervention and Referral?

- Preschool Intervention and referral is a process of providing strategies to teachers to support your children's individual needs

When you might hear from your child's Preschool Intervention and Referral Specialist (PIRS)?

- After the ESI-3 Screening
- If your child's teacher requests additional assistance for supporting your child

What happens at a Preschool Intervention and Referral Team (PIRT) meeting?

- Your child's teacher comes together with our early childhood team to develop strategies to best support your child's individual needs.
- You may be asked to join a meeting or be contacted for information

Who attends a PIRT meeting?

- Parents or Guardians
- Classroom Teacher
- Early Childhood Director
- Center Director or School Principal
- Family Worker
- Preschool Instructional Coaches/Intervention and Referral Specialist
- Preschool Social Worker



Before/After Care

- Available at provider sites
- Transportation from district schools to provider sites for daycare; info on website.
- <https://www.mtlaurelschools.org/DayCare.aspx>



Transportation

- Preschool-specific bus runs for most provider sites.
- Consolidated Preschool and K-4 Bus Runs at elementary schools and between Hillside and Adath Emanu-El.
- Bus Aides (runs with 5 or more preschoolers)
- Preschoolers sit at the front of the bus
- Centralized bus stops



Transportation Procedures

- Make sure your child is at the bus stop 10 minutes early!
- For your child's safety, please keep them near you and holding their hand until the bus arrives.
- When the bus arrives, please hand your child over to the bus aide or driver and avoid lingering. We allow preschool students 3 minutes to board the bus before it departs.
- Eating and Drinking are not allowed on the bus for safety and sanitation reasons.
- An adult must be present at the bus stop at drop-off.
- Talk to your child ahead of time about the school bus and build excitement!



Information to Follow

- School Open Houses (late August)
- Back to School Night (September)
- Class Placements (late August)
- Bus Information: bus-stop location, times, bus numbers, etc. (late-August)
- School/Center Specific Information (June-August)



Mount Laurel Board of Education

Danielle Stuffo, President

Melissa DeClementi, Vice President

Roger Gibson

Tara Hall

Shamara Ijames

Susan Lovato

Jade Moustakas

Jonathan Paradise

Sapna Rustagi



Mount Laurel Preschool Program

PREPARING FOR PRESCHOOL!

Scan here for helpful information about your child's transition to Preschool! Prepare for transitions, goodbyes, helpful skills to practice, supplies list, and more!



Questions may be emailed to:

 mtlpreschool@mtlaurelschools.org

[Click here: Preparing for Preschool](#)

SCAN ME

